



ArthroCare

Arthroscopy Centre for
Sports Injuries & Arthritis

Speciality Hospital for
Knee, Shoulder & Other joints

Dr. Darshan P Shah M.S. (Ortho)

Arthroscopist & Joint Surgery Specialist
(Trained in USA, S. Africa, S. Korea)

**Surgery
Expertize in**

Knee Joint

Arthroscopic Ligaments Reconstruction (ACL, PCL, MCL, & LCL)
Meniscus Treatment (Repair, Resection)
Multiple Ligament Reconstruction (Knee Dislocation)
Loose body / Tumor Removal
Synovectomy (Rheumatoid, Gout & Chronic Nonspecific Arthritis)
Cartilage treatment (regrowth & Chondrocyte Implantation)
MPFL Reconstruction & treatment of Patellofemoral Pathology)


Shoulder Joint

Arthroscopic Repair for Recurrent dislocation Shoulder
SLAP Repair
Arthroscopic / Mini Open Rotator Cuff Repair
Frozen Shoulder
Acromioplasty



Academic Achievements:

- Cleared MBBS in 1988-89, and M.S.Orthopaedics in 1992 with high merits.
- Fellowship and surgical training in Arthroscopy from Seoul (S.KOREA), USA and S.AFRICA
- Practising at Divyadarshan Ortho. Hospital & Arthroscopy Centre from 1992 till 2014.
- Established new State of Art Arthroscopy Centre " ARTHROCARE" in 2014
- successfully done more then 6000 surgeries including all complex Injuries, Different Ligament Reconstruction Surgeries, Shoulder tendon repairs etc.
- Given movements in stiff joints, Alternate surgeries where Knee replacement was avoided
- National faculty in Arthroscopy
- First surgeon in India to perform HTO surgery using TCP wedge OTIS.
- First surgeon in Duo in India to perform Autologous Chondrocyte Transfer surgery.
- First surgeon in India to do RUHL reconstruction surgery in Elbow instability
- Operating Knee and Shoulder Arthroscopic surgeries in different parts of Gujarat and Rajasthan.



Others

Mobilization in stiff elbow, Tennis Elbow, Golfer's Elbow,TFCC tear repair in Wrist joint
OCD in Ankle and other joint, Heel Pain

PRP, BMAC, STEM CELL, Growth Factor Injection in Chronic Pain Pathology
Synovial Fluid Replacement Therapy in Osteoarthritis
Axis correction surgery in patients who do not want/prolong Knee Replacement

At the age of 24 years, completing 17 years in the field of dancing, how difficult is to hear that, "You won't be able to dance anymore!"

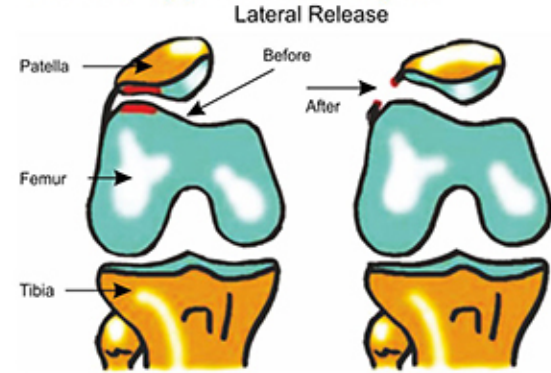
योवीस वर्ष नी उमरे, नृत्यनी दुनियां सत्तर वर्ष पसार कर्था पछी ज्यारे तमने जाएवा मणे के, "तमे क्यारेय इरीथी नृत्य नही करी शके तो?"

चोबीस साल की उम्र में, नृत्य की दुनिया में सत्रह साल पसार करने के बाद अगर आप को मालूम हो की, "शायद आप के पैरो की थनकार अब फिर से कभी सुनाई नहीं देगी तो?"

Abnormal angle of knee joint with maltrekking of Patella Bone within the slot of Trochlear Fossa

Surgery:
Arthroscopy & MPFL Repair

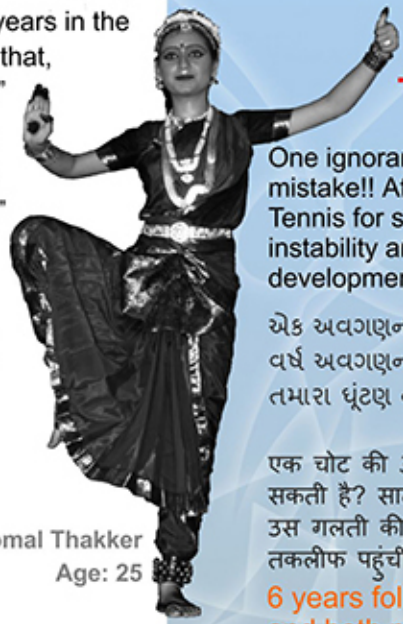
Komal Thakker
Age: 25



And after two months of surgery, she is back to her profession and now spreading the art by teaching it!

अने ओपरेशनना बे महिना पछी ये इरीथी पोतानी कणाने समर्पित छे अने हवे आ ज कण विषे शिक्षण आपी दुनियां प्रसारी रखा छे.

ओपरेशन के दो महीने बाद अब वो फिर से अपनी कला को समर्पित है और अब वो यह कला के प्रसार के लिए दुनियाभर में उसका ग्यान बाट रही है।



One ignorance can lead you to the biggest mistake!! After negligence of a knee injury in Tennis for seven years, when you have instability and dysfunction of knee joint and development of arthritis then?

એક અવગણના તમને કેટલે સુધી લઇ જઈ શકે? સાત વર્ષ અવગણના કર્યા પછી જ્યારે તમને જાણવા મળે કે તમારા ઘૂંટણ ના જોડાણ ને ધસારો પહોંચ્યો છે તો ?

एक चोट की अवहेलना आप को कहाँ तक ले के जा सकती है? सात साल के बाद जब आपको पता चले की उस गलती की वजह से अब आप के घुटनों को बहुत ही तकलीफ पहुंची है तो?

6 years follow up of ACL reconstruction and both meniscai tears.



Surgery:
Arthroscopic ACL Reconstruction and repair of both Meniscai

Now after 6 years post operation, he can do his normal work outs and manages hectic foreign trips.

અત્યારે ઓપેરેશન ના છ વર્ષ બાદ એ સામાન્ય કસરત અને સતત વિદેશ પ્રવાસ કરી શકે છે.

अभी ऑपरेशन के छे महीने बाद वो सामान्य कसरत भी कर सकते हैं और काम के सिलसिले में काफी सारे विदेश प्रवास भी कर रहे हैं.



Nitesh Panchal
Age: 47

At a very young age if you face a typical injury in the elbow that you lose the capacity to bear the weight? Due to this injury, Suresh Sen of Pali district was not able to do his job for one and half years.

યુવાની માં તમારી કોણી પર એવી ઇજરી થાય કે તમારી કોણી વજન ઊંચકી જ ના શકે તો? પાલી જિલ્લા ના સુરેશ સેન સાથે આવુજ કેંક થયું હતું. ઇજરી પછી એમણે ઘણા ઉપાયો કર્યા પણ એમની કોણી ની સ્થિતિ માં કોઈ ફેરફાર થયો નહીં અને એ કારણે દોઢ વર્ષ સુધી તે પોતાનું કામ પણ કરી શક્યા નહી.

एक नौजवान जब ऐसी इंजरी का सामना करे की जिसकी वजह से उसका कन्धा कुछ भी चीज उठाने के लिए असमर्थ हो जाये और डेढ़ साल तक अपना रोजीरोटी का काम भी न कर सके तो कैसा महसूस करेगा?

No fracture but unstable elbow
RUHL(Radial Ulna Humeral Ligament Injury of elbow joint)

Surgery: RUHL Reconstruction



His was the first surgery of its kind in India. Now his hand and elbow are working very efficiently and he is very happy with the result of surgery.

તેમના પર કરવામાં આવેલી સર્જરી ભારત માં પેહલી વાર કરવામાં આવી હતી. હવે તેમનો હાથ કાર્યરત છે અને તેમના પર કરવામાં આવેલી સર્જરી થી તેઓ ખુશ છે.

उसके हाथ में की गयी सर्जरी भारत में पहली बार की गयी है. अभी उनका हाथ और कन्धा दोनों बहुत अच्छे से काम कर रहा है और वह अपने इस ऑपरेशन से काफी संतुष्ट है.

Pias Abraham was selected from SBI in sports quota for playing football. After knowing about first injury he continued playing football for long nine years and one fine day while playing football, this injury has become serious and he lost his normal walking.

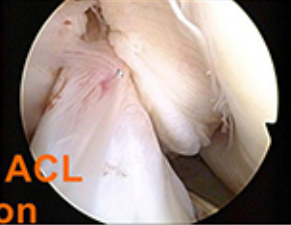
એસ.બી.આઈ માં પાયસ અબ્રાહમ ની પસંદગી સ્પોર્ટ્સ ક્વોટા માં ફૂટબોલર તરીકે થઇ હતી. ઘુટણ ની ઈજા ની જાણ બાદ પણ તેમણે નવ વર્ષ સુધી ફૂટબોલ રમવાનું ચાલુ જ રાખ્યું. અને એક દિવસ ફૂટબોલ રમતા એમની આ ઈજા એ એવું ગંભીર સ્વરૂપ ધારણ કર્યું કે તેઓ ચાલવાની શક્તિ જ ગુમાવી બેઠા.

एस.बी.आई. में पायस की पसंदगी स्पोर्ट्स क्वोटा में फूटबाल खेलने के लिए हुई थी. अपने घुटनों की इंजरी के बाद भी नौ साल तक लगातार उन्होंने खेलना चालू ही रखा. एक दिन अचानक खेलते वक्त उनकी इस इंजरी ने कुछ इतना गंभीर स्वरूप ले लिया की वो चलने के काबिल भी न रहे.

Chronic ACL insufficiency with cartilage damage

Pias Abrahm
Age: 43

Surgery:
Arthroscopic ACL Reconstruction & Cartilage management



He was operated on 1st January 2008 and after that within six months he was able to play football again. Today he is representing SBI all over India.

એમનું ઓપેરેશન ૧ જાન્યુઅરી ૨૦૦૮માં કરવામાં આવ્યું અને ત્યાર બાદ છ મહિના ની અંદર જ તેઓ ફૂટબોલ ની મેચ રમવા સક્ષમ હતા. આજે તેઓ ભારતભર માં ફૂટબોલ ની રમત માં એસ. બી. આઈ. નું પ્રતિનિધિત્વ કરી રહ્યા છે.

उनका ओपरेशन १ जनवरी २००८ में किया गया और उसके बाद छ महीने में ही वो अपनी फुटबॉल मेच खेलने के काबिल थे. आज वो पूरे भारत देश में फुटबॉल के खेल में एस.बी.आई. का प्रतिनधित्व कर रहे हैं.

At the age of 46 years, after facing the osteoarthritis in her knee joint she went for many options of the treatment, but there was no satisfactory result.

४६ वर्ष नी उमरे घुटण मां घसारा नी बीमारी थया बाद ऐमले घण्टा उपचार कराव्या जेवाके दवा, डीजीओथेरापी, ब्रेसिस बंधुज ... પણ परिणाम शून्य.

छयालिस साल के आयु में घुटने में ओस्टिओआर्थीटिस की बीमारी के बाद उन्होंने बहुत सारे उपाय आजमाए जैसे की दवा, फिज़िओथेरापी, ब्रेसिस सब कुछ..लेकिन परिणाम शून्य.



Darshana Trevadia
Age: 46

Osteoarthritis Surgery: Arthroscopy & HTO

When she came to Arthrocare, above surgery was performed on her. Now after three long years, she is fit and fine working home maker.

आर्थोकेर मां सर्जरी करवामां आवी अने ओपेरेशन ना त्रण वर्ष बाद आज ऐ ऐकेदम सक्षम अने कार्यरत गृहिणी छे.

आर्थोकेर में उनकी सर्जरी करने की सलाह दी गयी. ओपेरेशन के तीन साल बाद आज वो एक सक्षम एवं कर्तव्यनिष्ठ गृहिणी है.

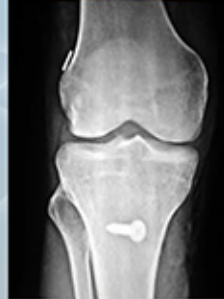
Being a boxer, at the age of 25 years in practice session when you encounter a knee ligament injury knowing the fact of selection bout after two months, how can you manage to participate?

पचीस वर्ष नी उमरे ऐक बोकसर ना घुटण नी लीगामेंट छज थया बाद ऐ महिना करता ओछा समयगण मां ऐमले डरी पोतानी रमत मां भाग लेवो पडे ऐम होय तो ?

पचचीस साल की उम्र में एक बोकसर के घुटने की लिगामेंट इंजरी के तुरंत पश्चात तकरीबन दो महीने से कम समय में उनको अपने खेल में हिस्सा लेना आवश्यक हो तो?

Right Knee Joint ligament Injury (ACL)

Surgery: Arthroscopic ACL Reconstruction



Narpatraj Gehlot
Age: 25

He was operated on 6th Oct. 2014 and the match was held on 9th Dec. 2014. In that match, he didn't only participate but won gold medal also.

८ डिसेम्बर २०१४ ना रोज थयेली ऐ मेच मां ऐमले भाग तो लीछोज ते उपरांत तेमने सुवर्णपदक वडेपण नवाजवामां आव्या.

९ दिसम्बर २०१४ के दिन खेली गयी उस मेच में उन्होंने न सिर्फ हिस्सा लिया बल्कि सुवर्ण पदक भी हासिल किया

Facilities



- Ultra modern OT with latest gadgets
- Digital X Ray Unit with CR system
- Pathology Laboratory
- In house Pharmacy
- Special Injection Room for Sports Injuries

- Physiotherapy Centre
- Indoor Stretcher lift
- AC / Non AC Semi special Rooms
- Well Trained and courteous Staff
- Mediclaime and Cashless Facilities
- Spacious and Luxurious Delux Rooms
- Dietician & Nutritionist



ArthroCare

Opp. Reliance Fresh, Prakash High School Lane, Bodakdev,
Ahmedabad 380054

(H) 079 26850099 (M) 09825018004,

arthrocarehospital@gmail.com

www.arthrocareonline.com